

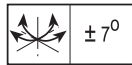

ENDOLITE

Blatchford Products Ltd

Lister Road, Basingstoke, Hampshire, RG22 4AH, United Kingdom
Telephone: +44 (0)1256 316600 Facsimile: +44 (0)1256 479705
Email: sales@blatchford.co.uk www.blatchford.co.uk



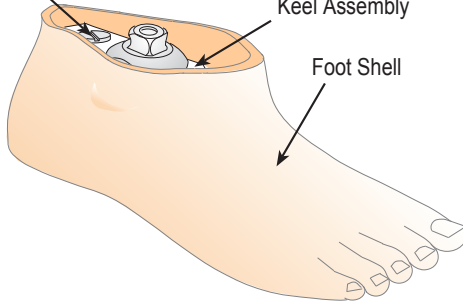
Senior Foot SNR22L - SNR28R



Attachment Screw

Keel Assembly

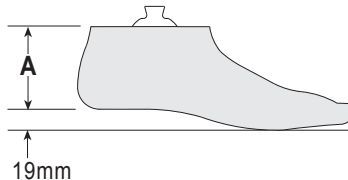
Foot Shell



Size

A

22cm	}	70mm
23cm		
24cm		
25cm	}	75mm
26cm		
27cm	}	80mm
28cm		



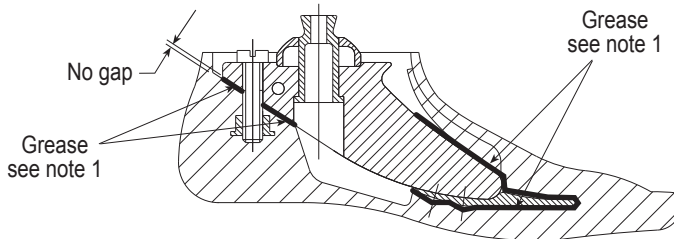
To Change Foot Shell



Re-assemble in reverse order

Notes:

1. Before refitting shell, apply grease (sachet 928016) to all faces and edges of the keel assembly that come into contact with the inside of the foot shell (use protective gloves).
2. Press keel firmly against foot shell until there is no gap between them. Tighten screw until screw head is seated on keel then tighten a further $\frac{1}{8}$ to $\frac{1}{4}$ turn.



Cosmetic Interface

