

## **The efficacy of physiological cost index (PCI) measurement of a subject walking with an Intelligent Prosthesis**

T. CHIN, S. SAWAMURA, H. FUJITA, S. NAKAJIMA, I. OJIMA, H. OYABU,  
Y. NAGAKURA, H. OTSUKA and A. NAKAGAWA

*Hyogo Rehabilitation Centre, Kobe, Japan.*

### **Abstract**

The Intelligent Prosthesis may enable lower limb amputees to walk faster than with conventionally damped prostheses and as a result the physical burden involved in walking could be expected to be considerably higher. The aim of this study was to investigate whether or not physiological cost index (PCI) is applicable as an indicator for monitoring the amount of exercise load involved in walking with an Intelligent Prosthesis. The method used a treadmill and monitored gas exchange, ventilation and heart rate (HR) in 6 unilateral trans-femoral amputees, ages were between 17 and 34 with an average age of 23.1. The exercise protocol was as follows: for each person speeds at 0.8 times the subject's free level walking speed, 1.0 times, 1.2 times, 1.4 times and for some 1.6 times were applied. In each case the index of correlation between PCI and oxygen uptake in response to walking speed was calculated. A significant correlation was observed between PCI and oxygen uptake in each case, which indicated a close relationship between cardiopulmonary factor and energy consumption while walking. These results suggest that PCI is of use as an indicator for ascertaining the amount of exercise load in walking with an Intelligent Prosthesis.

### **Introduction**

The, so called, Intelligent Prosthesis is electronically controlled to dynamically regulate the degree of opening of the needle valve of a pneumatic damping cylinder at the prosthetic

All correspondence to be addressed to Dr T. Chin, Hyogo Rehabilitation Centre, 1070, Akebono-Cho, Nishi-Ku, Kobe, 651-2181, Japan.

knee joint in response to walking speed. A microcomputer is used for swing phase control. The Intelligent Prosthesis may allow lower limb amputees to walk faster than was possible with conventionally damped prostheses (Zahedi, 1993). The authors' centre offers an additional Intelligent Prosthesis walking training programme to teach amputees the techniques of walking rapidly. In this circumstance the exercise load involved in prosthetic walking can be expected to be considerably higher than normal. Consequently the exercise load while walking with the prosthesis must be appropriately monitored to make walking training safer. In many cases in clinical situations physical therapists are responsible for training and their work would be facilitated by a simple, convenient and real-time monitoring method.

PCI is one of the cardiopulmonary factors suggested by MacGregor as an indicator of energy cost. (MacGregor, 1979; MacGregor, 1981). This indicator is the value of the heart rate (HR) at rest subtracted from the HR under load and divided by the walking speed, which is comparatively simple to measure. The research reported here aims to investigate whether or not PCI is applicable as an indicator for monitoring the amount of exercise load involved in walking with an Intelligent Prosthesis.

### **Subjects**

The subjects were 6 unilateral trans-femoral amputees (5 male, 1 female) aged between 17 and 34 with average age of 23.1 who had been hospitalised in the authors' centre and completed the Intelligent Prosthesis walking training programme. The amputees had been well trained

s use. The fit of prosthesis was viewed by certified prosthetists. Adjustment of the Intelligent knee joint prosthesis was carried out by certified prosthetists. The physical characteristics are shown in Table 1.

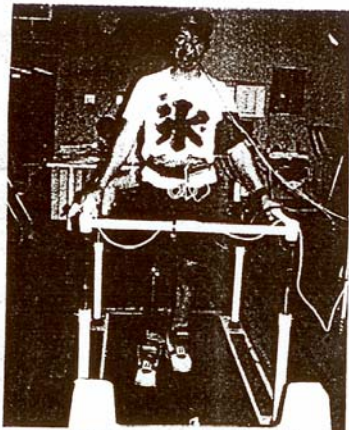


Fig. 1. Experimental subject undergoing respiratory gas analysis. Subject is instructed to hold the support bar lightly with both hands to avoid the danger of falling during measurement.

most comfortable walking speed for using an Intelligent Prosthesis, i.e. self walking speed (FWS), was determined for testing. HR at rest was determined after the subject had been seated for 15 minutes in laboratory environmental conditions controlled at a temperature between 20°C and relative humidity at 60%. Written consent was obtained before the study. In this research a treadmill exercise protocol was as follows: rest after 5 minutes of warm-up at the subject's FWS, the speed was increased continuously in steps every 5 minutes until the subject's FWS until the target speed was achieved. The treadmill speed for the duration of testing. During respiratory gas was monitored with a Minato RM-300 system, which is based on a breath by breath basis. At the same time ECG and HR were monitored by Stress Test System (ML-1000, Denzhi, Tokyo, Japan), and cuff pressure was determined every minute by an electrocardiometer (Colin STPB-1000). Treadmill walking is used in the prosthetic walking training and it was assumed that the subjects were skilled in its use. The measurements were taken only as a guard against falling during the test. The subjects were allowed to

lightly grip a support bar in both hands, but they were directed not to grip strongly (Fig. 1). The parameters during the last 2 minutes of the 5 minutes of each exercise stage were averaged. PCI was calculated as (HR while walking - HR at rest) / walking speed. The Pearson Product-Moment technique was used in all correlation analysis. Differences were considered significant at  $p < 0.05$ .

#### Results

##### The relationship between walking speed and oxygen uptake

In all cases oxygen uptake increased with increasing walking speed (Fig. 2).

##### The relationship between walking speed and PCI

With the exception of case 5 PCI increased with increasing walking speed in each case. In case 5 PCI fell slightly at FWS and 1.2 times that speed, but there was a rising trend at 1.4 times and 1.6 times (Fig. 3).

##### The relationship between PCI and oxygen uptake

In each case the index of correlation between PCI and oxygen uptake in response to walking

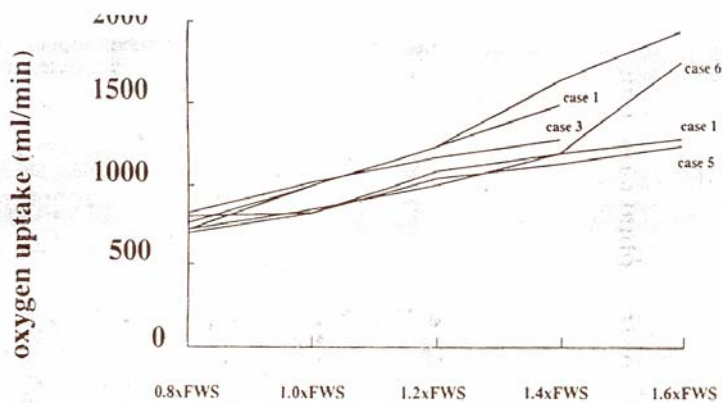


Fig. 2. The relationship between walking speed and oxygen uptake for each case.

speed was calculated. A significant correlation was observed between PCI and oxygen uptake in each case. In case 1 the correlation coefficient for the relationship between PCI and oxygen uptake was 0.926, indicating a significant correlation between the two ( $p < 0.05$ ). In case 2 the correlation coefficient was 0.972 ( $p < 0.001$ ).

In case 3 the correlation coefficient was 0.75 ( $p < 0.001$ ). In case 4 the correlation coefficient was 0.997 ( $p < 0.01$ ). In case 5 the correlation coefficient was 0.907 ( $p < 0.05$ ). In case 6 the correlation coefficient was 0.903 ( $p < 0.05$ ). Figure 4 shows an example of the correlation for case 4.

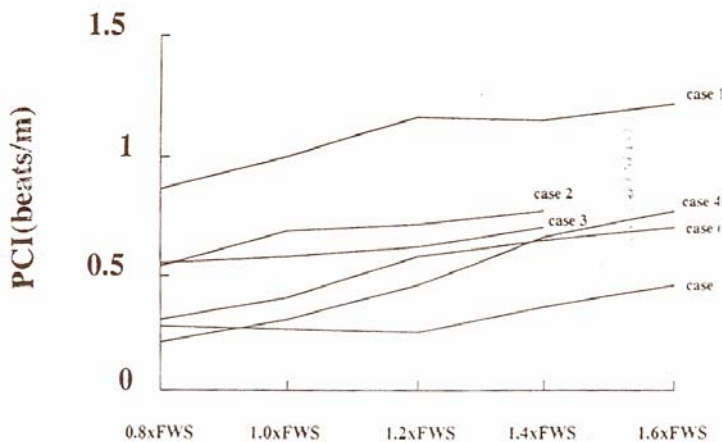


Fig. 3. The relationship between walking speed and PCI for each case.

#### Physical characteristics of the subjects

|             | 1    | 2    | 3    | 4    | 5    | 6    |
|-------------|------|------|------|------|------|------|
| F           | M    | M    | M    | M    | M    | M    |
| Age         | 19   | 23   | 20   | 26   | 34   | 17   |
| Weight (kg) | 47.8 | 66.0 | 57.0 | 64.0 | 70.0 | 58.5 |
| Height (cm) | 168  | 175  | 172  | 176  | 170  | 176  |
| T           | T    | T    | T    | T    | T    | T    |
| Level       | no   | no   | no   | no   | no   | no   |
| PCI         | 4.0  | 4.5  | 4.0  | 3.5  | 3.0  | 4.0  |

no: level walking speed T: trauma

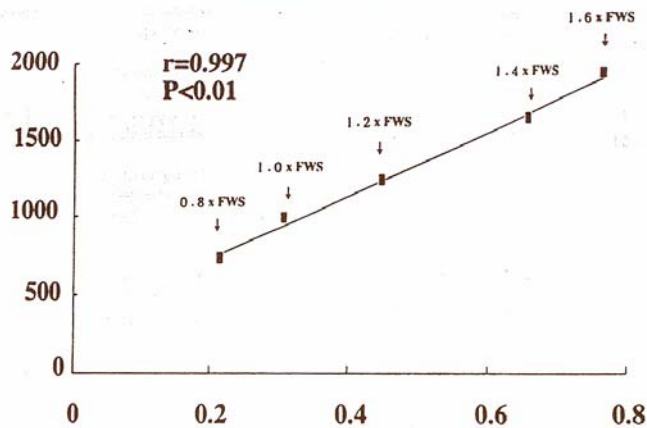


Figure 4. Examination of relationship between PCI and oxygen uptake in response to walking speed gives a significant correlation between the two ( $r=0.997$ ,  $p<0.01$ ).

The purpose of the study was to investigate whether PCI is applicable as an indicator for monitoring the amount of exercise load in walking with an Intelligent Prosthesis. PCI is one of the cardiopulmonary factors which combine the elements of HR and walking speed, suggested by MacGregor (1979; MacGregor, 1981). Steven (1983) have reported that PCI is effective in measuring the efficacy of medication on patients with rheumatoid arthritis. Butler *et al.* (1984) stated that in a comparison of PCI with other movement measurement techniques in children with impaired walking and in patients with normal walking, the PCI is a useful indicator for the diagnosis of walking. Nene and MacGregor (1992) measured the PCI of patients with spinal cord injury walking with the aid of a U ParaWalker and found it useful in measuring walking movement measurement. In Japan, Wada *et al.* (1993) have reported a significant correlation between PCI and energy consumption in patients with osteoarthritis of the coxa. Thus PCI can be used as an indicator for evaluation of walking efficiency.

It is known that for lower limb amputees, energy consumption increases as the walking

speed is high (Gonzalez *et al.*, 1974; Waters *et al.*, 1976). The characteristics of an Intelligent Prosthesis may allow a higher walking speed than with conventionally damped prostheses (Zahedi, 1993). In this circumstance the energy consumed in walking would be higher and the burden on the cardiopulmonary function greater. It is therefore important to ascertain accurately the exercise load involved in walking with an Intelligent Prosthesis to provide safety in its use. The best means of accurately ascertaining the exercise load is to directly measure oxygen uptake. However, it is not easy to measure this directly due to the complexity and awkwardness of the equipment and measurement technique. Furthermore, it is not possible to make direct measurement during prosthetic walking training in the ordinary place of rehabilitation. Therefore in place of oxygen uptake a simple objective indicator which will allow the estimation of exercise load is required.

In this research the energy consumption of walking with an intelligent prosthesis was measured by oxygen uptake at a wide range of walking speeds and the relationship with PCI was investigated. In each case it was observed that an increase in walking speed was accompanied by a proportionate increase in

case there was a significant correlation between PCI and oxygen uptake as they varied with walking speed, which indicates a close relationship between cardiopulmonary factor and energy consumption factor while walking. PCI can be measured easily in a clinical environment while it makes it potentially useful as an indicator for ascertaining the amount of exercise load involved in walking with an Intelligent Prosthesis and monitoring the cardiopulmonary function under exercise load.

**Conclusion**

The applicability of PCI measurement as an indicator for monitoring the amount of exercise load involved in walking with an Intelligent Prosthesis has been established. This study indicated the feasibility of the clinical application of PCI in Intelligent Prosthesis walking training for amputees.

**REFERENCES**

BUTLER P, ENGELBRECHT M, MAJOR RE, TAIT JH, STALLARD J, PATRICK JH (1984). Physiological cost index of walking for normal children and its use as an indicator of physical handicap. *Dev Med Child Neurol* 26, 607-612.

GONZALEZ EG, CORCORAN PJ, PETERS RL (1974). Energy expenditure in below-knee amputees: correlation with stump length. *Arch Phys Med Rehabil* 55, 111-119.

WADA I, IKEDA T, HAYASHI N, MATSUI N, HORIBA (1993). The energy consumption and cost of tasks during free level walking in proreoper patients with osteoarthritic hip. *Jap J Rehabil Med* 49-53.

MACGREGOR J (1979). The objective measurement of physical performance with long term ambulatory surveillance equipment (LAF). *Proceedings of 3rd International Symposium on Ambulatory Monitoring*, edited by Stout Raftery EB, Goulding L. London: Academic Press, p29-39.

MACGREGOR J (1981). The evaluation of physical performance using long term ambulatory monitoring technique in the domiciliary environment. *Physiotherapy* 67, 30-33.

NENE AV, JENNINGS SJ (1992). Physiological cost of paraplegic locomotion using the Of ParaWalker. *Paraplegia* 30, 246-252.

STEVEN MM, CAPELL HA, STURROCK RD, MACGREGOR J (1983). The physiological cost of gait (PCG): technique for evaluating nonsteroidal inflammatory drugs in rheumatoid arthritis. *Rheumatol* 22, 141-145.

WATERS RL, PERRY J, ANTONELLI D, HISLOP HJ (1983). Energy cost of walking of amputees: influence of amputation. *J Bone Joint Surg* 58A, 42-46.

ZAHEDI S (1993). The results of the field trial of endolite Intelligent Prosthesis. In: *Proceedings XII International Congress of INTERBOR*, Sep 1993.